



— BROCK SOLID® —

VECTOR® ENERGY MISER® MIXED FLOW DRYER

Taking Grain Drying in a New Direction

VECTOR®

ENERGY MISER®



Safeguarding Your Grain® Since 1957

Go With The Flow

Brock didn't make the first mixed flow dryer, we just made the best one.

Finally, a mixed flow dryer that actually flows. The VECTOR® ENERGY MISER® Mixed Flow Dryer is designed with many new features that improve grain flow for efficient moisture removal and gentle grain handling.

Learn more about the unique features of the VECTOR® Dryer at brockgrain.com/vector.



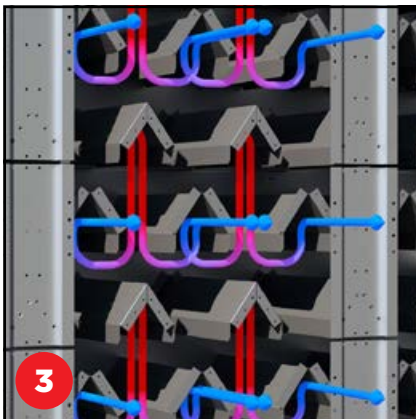
No metering rolls required

The VECTOR® Dryer is the only mixed flow dryer that mixes two grain columns into one using a **single unload**. Grain is evenly metered and gently moved away from the column using the proven Brock EVENFLO® Dryer Unloading System. It reduces moving parts, maintenance and plugging risks associated with metering rolls.




No augers used in unload

The patent-pending, innovative FLOW OPTIMIZER® Grain Column Equalizer ensures **even flow of grain** across the width of the column, enabling more consistent kernel moisture content throughout the dryer.



Even grain mixing

A series of **triangular-shaped ducts** mix kernels and distribute heated air evenly across the grain as it flows through dual columns.



TrueGrain™ Moisture Sensor System

Brock's exclusive TrueGrain System passes grain through a parallel sensing field in a fixed vertical chamber that isolates outside factors. This allows your dryer to output **more accurate grain moisture levels** and more consistent profitability.



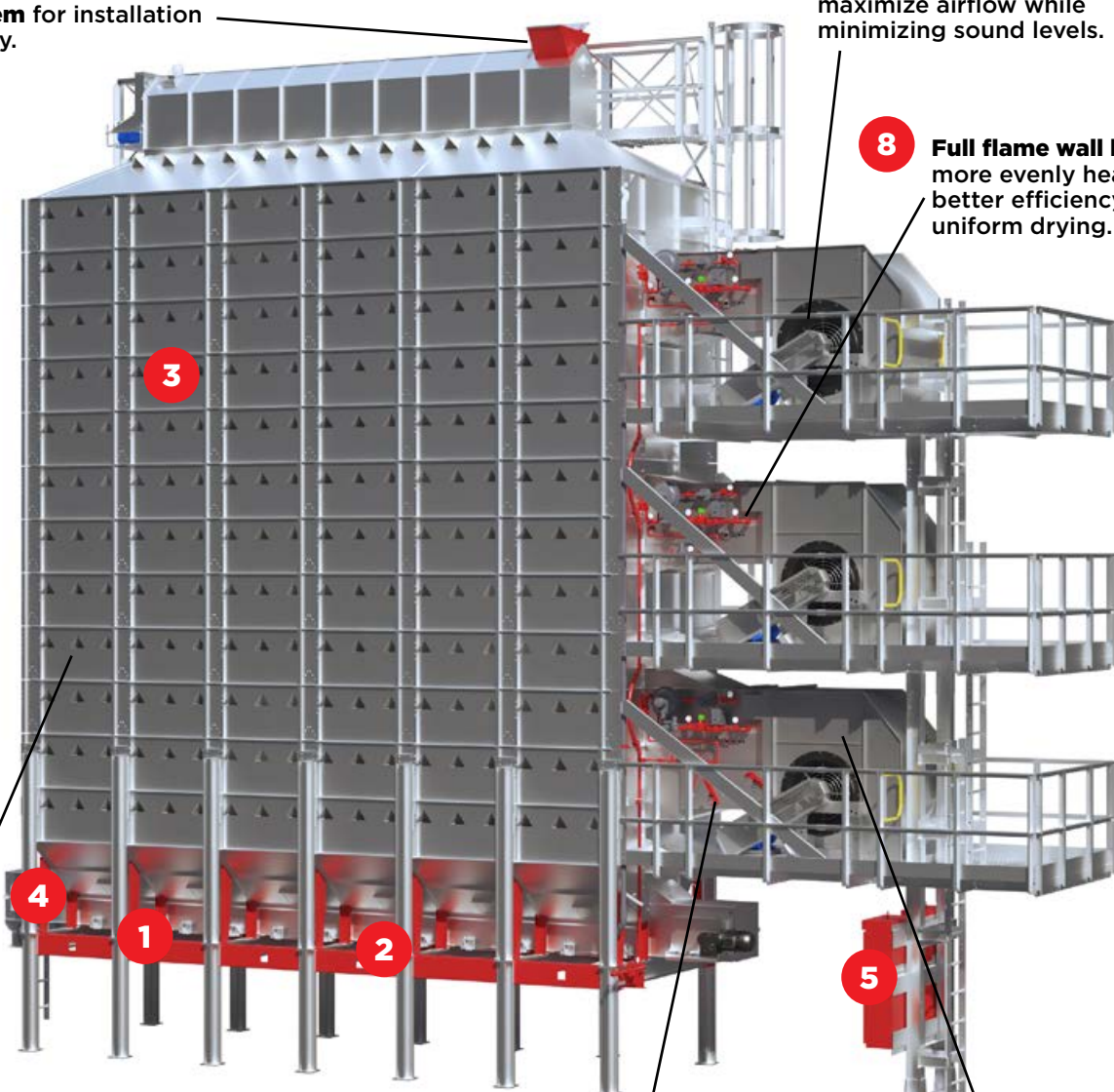
INTUI-DRY® Dryer Control

Proven drying algorithms and straightforward controls take grain drying to the next level. Remote monitoring of Brock's INTUI-DRY® Dryer Controller gives enhanced access through a smartphone, tablet or laptop computer — for monitoring and controlling the dryer system anytime, nearly anywhere.

6 You can fill the VECTOR® Dryer with **gravity flow** or **select our leveling auger fill system** for installation flexibility.

7 **Double-Wide, Double-Inlet centrifugal blowers** maximize airflow while minimizing sound levels.

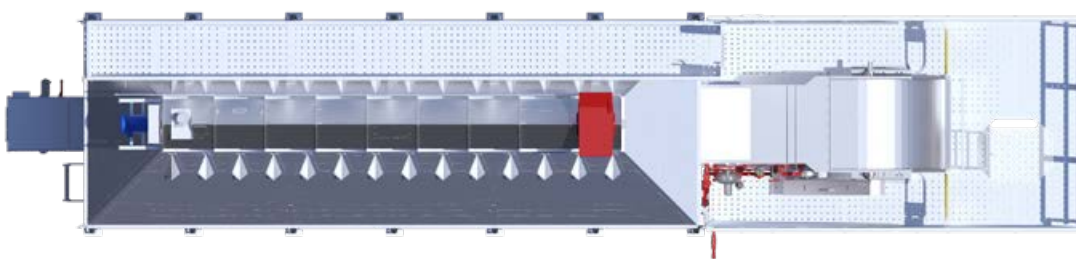
8 **Full flame wall burners** more evenly heat the air for better efficiency and more uniform drying.



9 **Screenless exhaust ducts** reduce cleaning maintenance on the exterior of the dryer.

10 Brock includes a **convenient air diverter** that lets you easily change between full heat drying or heat and cool mode.

11 Stackable modules feature independent heating for **multi-zone temperature control**.



12 **Factory-built modular design** and plug-and-play wiring allows VECTOR® Dryers to be installed quickly and efficiently.

VECTOR® Mixed Flow Dryer Specifications

Dryer Model	1608	1610	1612	1614	2408	2410	2412	2414	2416	2420
Dryer Width	8.8 ft. (2.7 m)	8.8 ft. (2.7 m)	8.8 ft. (2.7 m)	8.8 ft. (2.7 m)	8.8 ft. (2.7 m)	8.8 ft. (2.7 m)	8.8 ft. (2.7 m)	8.8 ft. (2.7 m)	8.8 ft. (2.7 m)	8.8 ft. (2.7 m)
Grain Column Length	16 ft. (4.9 m)	16 ft. (4.9 m)	16 ft. (4.9 m)	16 ft. (4.9 m)	24 ft. (7.3 m)	24 ft. (7.3 m)	24 ft. (7.3 m)	24 ft. (7.3 m)	24 ft. (7.3 m)	24 ft. (7.3 m)
Number of Tiers	8	10	12	14	8	10	12	14	16	20
Overall Dryer Length	34.9 ft. (10.6 m)	34.9 ft. (10.6 m)	34.9 ft. (10.6 m)	34.9 ft. (10.6 m)	42.8 ft. (13.0 m)	42.8 ft. (13.0 m)	42.8 ft. (13.0 m)	42.8 ft. (13.0 m)	42.8 ft. (13.0 m)	42.8 ft. (13.0 m)
Dryer Fill Height - Gravity Garner	28.8 ft. (8.8 m)	32.8 ft. (10.0 m)	36.8 ft. (11.2 m)	40.8 ft. (12.4 m)	30.8 ft. (9.4 m)	34.8 ft. (10.6 m)	38.8 ft. (11.8 m)	42.8 ft. (13.0 m)	46.8 ft. (14.3 m)	54.8 ft. (16.7 m)
Dryer Fill Height - Leveling Auger	29.3 ft. (8.9 m)	33.3 ft. (10.1 m)	37.3 ft. (11.4 m)	41.3 ft. (12.6 m)	29.3 ft. (8.9 m)	33.3 ft. (10.1 m)	37.3 ft. (11.4 m)	41.3 ft. (12.6 m)	45.3 ft. (13.8 m)	53.3 ft. (16.2 m)
Double-Wide, Double-Inlet Blower (Quantity x hp)	2x 15 hp	2x 15 hp	2x 20 hp	3x 15 hp	2x 20 hp	2x 20 hp	3x 20 hp	3x 25 hp	4x 20 hp	5x 20 hp
Max Burner Output (Million BTU/hr)	6.0	8.4	10.2	12.4	9.2	11.0	15.3	17.1	21.4	24.8
Typical Burner Output (Million BTU/hr)	4.6	6.5	7.9	9.6	7.1	8.6	11.9	13.2	16.6	19.3
Leveling Auger Load Motor Size	3 hp	3 hp	3 hp	3 hp	5 hp	5 hp	5 hp	5 hp	5 hp	5 hp
Unload Motor Size	3 hp	3 hp	3 hp	3 hp	3 hp	3 hp	3 hp	3 hp	3 hp	3 hp
Total Corn Holding Capacity (bu)	1,044	1,250	1,469	1,687	1,588	1,915	2,242	2,570	2,897	3,552
*Estimated Drying Capacity Corn Dry/ Cool 20% to 15% (bph)	784	962	1,177	1,413	1,180	1,352	1,766	2,003	2,446	2,900
*Estimated Drying Capacity Corn Dry/ Cool 25% to 15% (bph)	431	579	700	792	647	775	1,052	1,110	1,375	1,621

*Drying capacities are estimates based on collected field test data. These capacities should be attainable in one pass with mature, unfrozen, clean (maximum 2% fines) grain when operating the dryer at the recommended drying temperature. Drying capacities will vary depending upon weather conditions, hybrid variety, grain maturity, and cleanliness of the grain.

A Full Line of Brock Solid® Solutions



Storage



Handling



Drying & Conditioning



Structures



— BROCK SOLID® —

Safeguarding Your Grain® Since 1957

BROCK GRAIN SYSTEMS

A Division of CTB, Inc.

A Berkshire Hathaway Company

Phone: +1 866.658.4191

www.brockgrain.com

E-mail: sales@brockgrain.com

BR-2373/202411